

3/4" Recessed Grille Mats with Tapered Angle Aluminum Frame

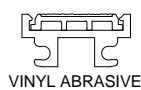
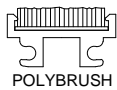
DESCRIPTION: 3/4" RECESSED ROLL-OUT GRILLE MATS WITH TAPERED ANGLE RECESSED ALUMINUM FRAME

*INSERT TYPE:

*INSERT COLOR:

*OPTIONS AVAILABLE AT WWW.AMERICANFLOORMATS.COM

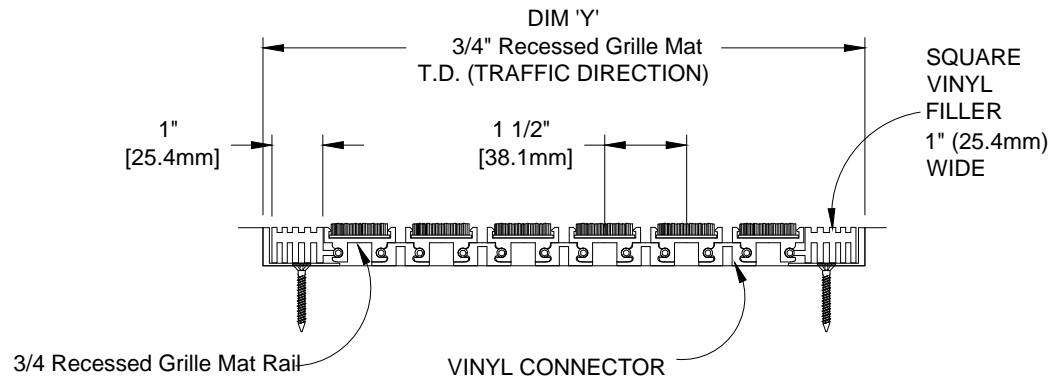
3/4" Recessed Grille Mats Insert Types



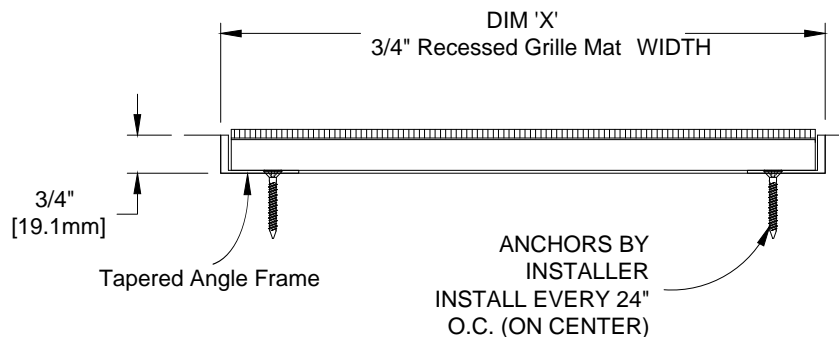
AMERICAN
FLOOR MATS walk well

152 Rollins Avenue, #102
Rockville, MD 20852
www.americanfloormats.com 800-762-9010

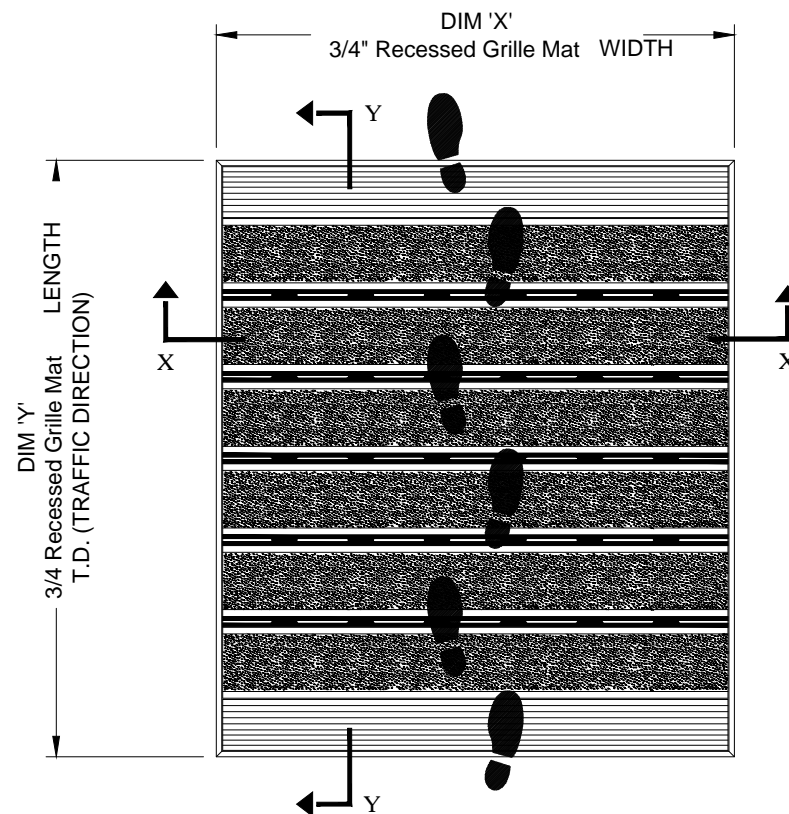
SECTION Y-Y



SECTION X-X



PLAN VIEW



NOTES:

* SCALE: NTS

- * VERIFY TRAFFIC DIRECTION - TRAFFIC TO RUN PERPENDICULAR TO RAILS
- * IF MULTIPLE SECTIONS, VERIFY SECTIONING DOES NOT OCCUR IN TRAFFIC PATH
- * MAX SINGLE MAT SIZE NOT TO EXCEED 12'-0" (3.66M) IN WIDTH (DIM "X") OR 100 SQ. FT.
- * VINYL FILLER TO BE TRIMMED IN FIELD FOR TIGHT FIT (N/A FOR SURFACE MOUNT APPLICATIONS)
- * MAT DIMENSIONS ALLOW FOR CLEARANCE BETWEEN MAT SECTION(S) AND FRAME(S) IN WIDTH (DIM "X")
- * ANCHORS BY INSTALLER CHOICE INSTALLED INTO FRAME(S) EVERY 24" ON CENTER. 6" FROM FRAME CORNERS
- * 3/4 RECESSED GRILLE MAT SUPPORTS 1,000 LBS ROLLING LOAD - FOR ADDITIONAL CAPACITY CONTACT HELP@AMERICANFLOORMATS.COM
- * ADDITIONAL PRODUCT INFORMATION MAY BE FOUND AT WWW.AMERICANFLOORMATS.COM
- * ALTERNATING INSERT TYPES AVAILABLE

QTY	LOCATION	DIM "X" (WIDTH)	DIM "Y" (LENGTH)	FINISH	NOTES	PROJECT:
						CONTRACTOR:
						DRAWN BY:
						DATE:
						SHEET: